


**Reproduced from "TENDERFOOT TO QUE EN'S SCOUT" - National Council Boy Scouts
Canada, Ottawa, 1965 edition**

A Scout Staff: The staff is an important item of Scout equipment, especially when hiking or camping. It is 5 ft., 6 in., in length, and is marked in feet from the bottom, with the top six inches marked in inches, for use in measuring when needed. Sometimes it carries at its top or on one side a carved head or figure of the Patrol animal or bird of its owner, and below this a notched record of his Scouting history. Such staves become prized souvenirs of a boy's Scouting days. (By the way the plural of staff is staves.)

Preferably, a Scout hikes out into the woods to select and secure his staff, having first obtained the necessary permission. It should be of stout straight wood, 1 1/4 or 1 1/2 inches in diameter, and fairly light in weight, when seasoned. Suitable woods are hickory, ash, oak and good grades of elm not showing more than 15 year rings; Sugar maple, wild cherry, yellow birch, mountain ash and Saskatoon.

When such natural wood staves are not procurable, as in many Prairie districts, an old but sound broom-stick makes an admirable substitute.



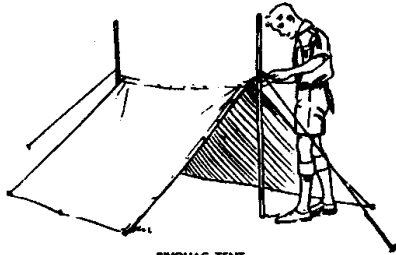
The staff should be carried slung by a thong looped over and behind the right shoulder. The thong is passed through two small holes about ten inches apart in the upper third of the staff, - so placed that the staff clears the ground by several inches. The thong is secured by small stop-knots.

When on formal parade or marching the staff is carried in any of the carrying positions illustrated on page 46 (the picture above) and as directed by the Scoutmaster.


When carrying the staff free on the street a Scout should do so in a way not to annoy or endanger other persons. And he should not strike trees, fences, etc., in passing.

THE TENDERFOOT REQUIREMENTS

Some uses of the SCOUT STAFF



BIVOQUE TENT




FRAMEWORK FOR A RAFT AND FOR POLING IT



HUMAN BARRIER




LEAPING A STREAM OR SOUNDING THE DEPTH




PHYSICAL EXERCISES



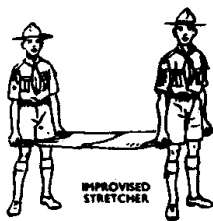
FRAMEWORK FOR A HUT



CLIMBING



IMPROVISED STRETCHER



The Scout staff was adopted by the Founder, Lord Baden-Powell, because of its usefulness during one of his early military campaigns in the jungle country of West Africa, - for testing the depth of swamp holes and dark streams; for guarding his face when pushing through heavy bush; for feeling his way in the dark; for carrying bundles over his shoulder when wading a stream.

Scouts have found many other uses for the staff -For jumping ditches; as a pole for a small hike tent; several staves as the framework of a brush lean-to; for signalling; for improvising a flag pole (several lashed together); for light bridge building. (At the great World Scout Jamboree in 1929 French Scouts built an 80-foot replica of the famous Eiffel Tower entirely of lashed Scout staves.) With one or two others, in pairs, to carry logs; to carry anything slung between two Scouts; as a long splint for a broken leg; as handles for an improvised stretcher; for forming a barrier to control crowds at a fire, a drowning, a street accident, or along a parade route.